

Display Energy Certificate

How efficiently is this building being used?

Folksworth C of E School
Aprece Road
Folksworth
PETERBOROUGH
PE7 3TY

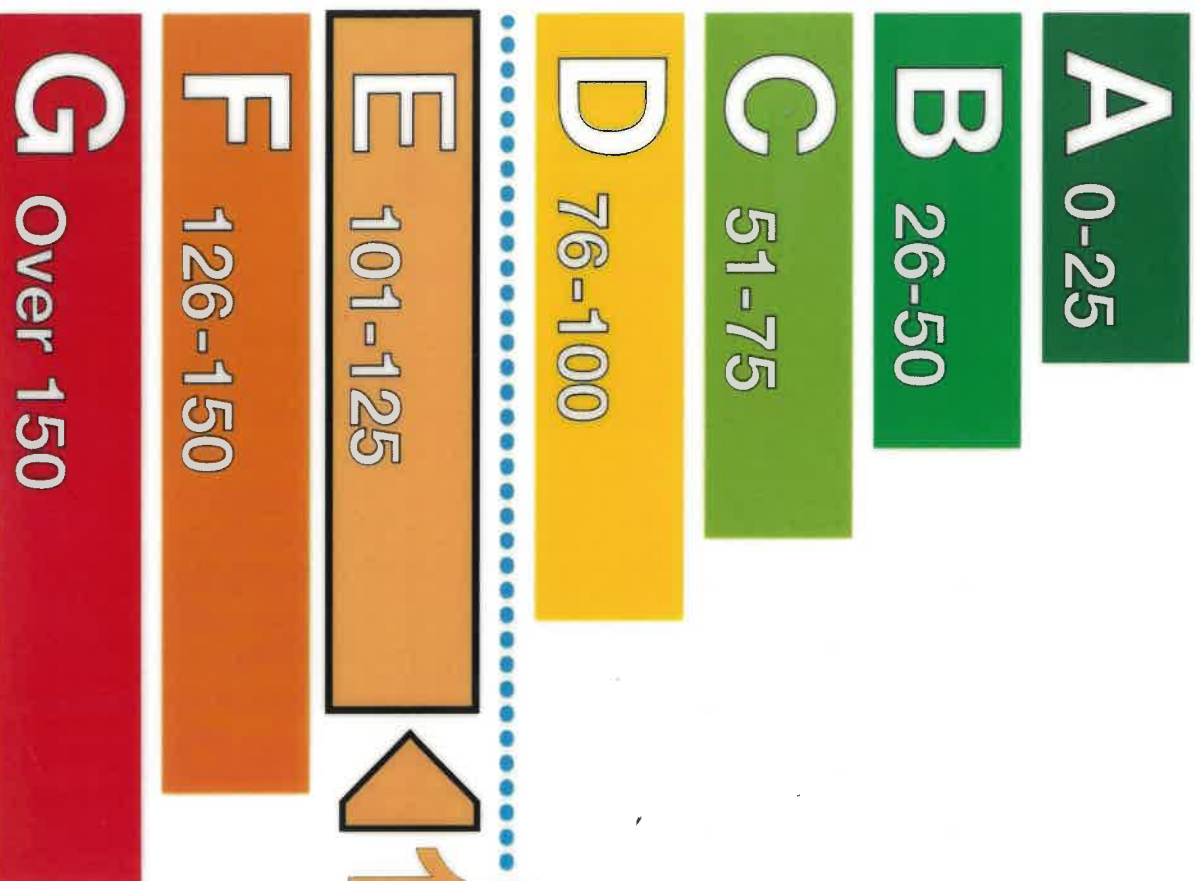
Certificate Reference Number:
0940-0417-8159-5093-7002

This certificate indicates how much energy is being used to operate this building. The operational rating is based on meter readings of all the energy actually used in the building. It is compared to a benchmark that represents performance indicative of all buildings of this type. There is more advice on how to interpret this information on the Government's website www.communities.gov.uk/epbd.

Energy Performance Operational Rating

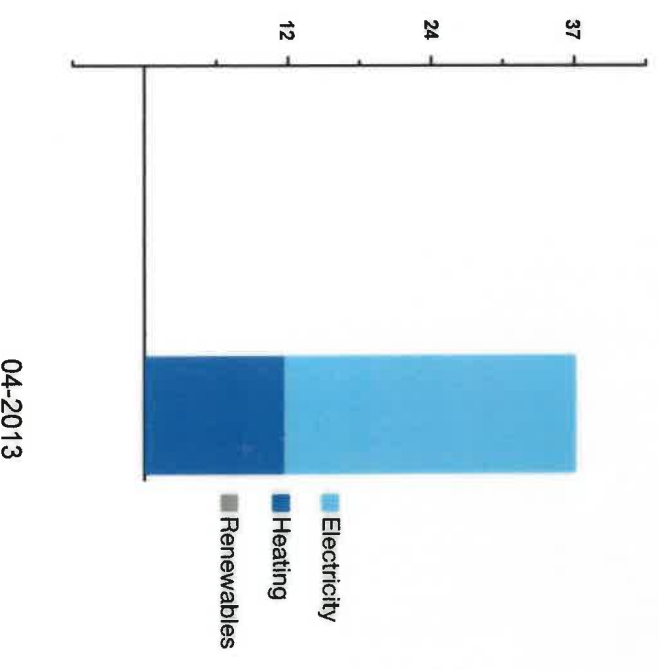
This tells you how efficiently energy has been used in the building. The numbers do not represent actual units of energy consumed; they represent comparative energy efficiency. 100 would be typical for this kind of building.

More energy efficient



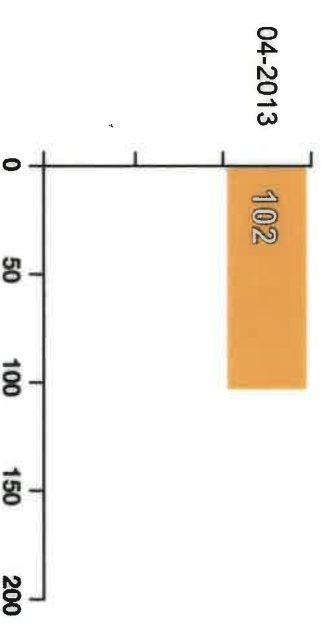
Total CO₂ Emissions

This tells you how much carbon dioxide the building emits. It shows tonnes per year of CO₂.



Previous Operational Ratings

This tells you how efficiently energy has been used in this building over the last three accounting periods



Technical information

This tells you technical information about how energy is used in this building. Consumption data based on actual meter readings.

Main heating fuel: Natural Gas
Building Environment: Heating and Natural Ventilation
Total useful floor area (m²): 639
Asset Rating: Not available.

Administrative information

This is a Display Energy Certificate as defined in SI 2007/991 as amended.

Assessment Software: TEAM, Sigma DEC, v3.6
Property Reference: 455174080000
Assessor Name: John Hammar
Assessor Number: LCEA131492
Accreditation Scheme: CIBSE Certification Limited
Employer/Trading Name: TEAM (Energy Auditing Agency Ltd.)
Employer/Trading Address: Linford Forum, Rockingham Drive, MILTON KEYNES, MK14 6LY
Issue Date: 29-07-2013
Nominated Date: 03-04-2013
Valid Until: 02-04-2014

Related Party Disclosure: Contractor to the occupier for EPB services only

Recommendations for improving the energy efficiency of the building are contained in the accompanying Advisory Report.

	Heating	Electricity
Annual Energy Use (kWh/m ² /year)	100	73
Typical Energy Use (kWh/m ² /year)	182	43
Energy from renewables	0.0%	0.0%